



RIDER SWEEPER
| K46SW

Featuring a direct-throw sweeping system, large-capacity baghouse filter, twin side brooms, and a heavy duty hopper, this sweeper meets tough cleaning challenges without flinching. A range of broom choices to tackle debris and same day parts shipping allows non-stop powerful cleaning around the world.




Unleash Your Full Cleaning Potential

Phone: 262-833-4025 Toll Free: 855-965-0011 www.kodiakequip.com



Full Range Handmade In Wisconsin, USA



Tried & True technology

Manual Broom Levers

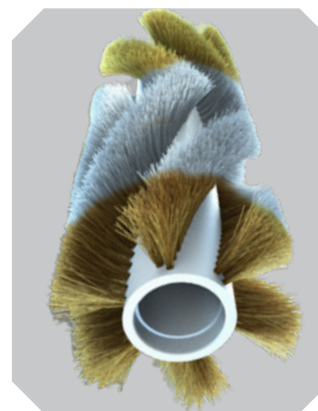


Off The Shelf Gauges / Toggles




Popular Options



Choice Of Brush



Blue / Strobe / Head Lights



Battery Upgrades



MODEL	K46SW
BODY CONSTRUCTION / DIMS	
Chassis Construction:	3/16" (5 mm) Powder Coated Steel
Front Wheel (Diameter x Width):	10" x 3" (25 x 8 cm)
Rear Wheels (Diameter x Width):	(2x) 12" x 5" ((2x) 30 x 13 cm)
Size (L x W x H):	64" x 37" x 50" (163 x 94 x 140 cm)
Weight (w/ Standard Batteries):	1,115 - 1,165 lbs (506 - 528 kg)
SWEEPING SYSTEM	
Cleaning Width:	46" (117 cm)
Main Broom (Diameter x Length):	10" x 32" (25 x 81 cm)
Broom Power / Speed:	1.0 hp / 435 rpm (746 watts)
Side Broom Size:	(2x) 17" ((2x) 18 cm)
Hopper Capacity:	4.2 cubic ft. (116 liters)
POWER SYSTEM	
System Power:	24 VDC - 240 ah
Max - Optional Batteries:	Up to / 420 ah WET / 390 ah AGM / 270 ah Lithium
Run Time:	Up to 5 Hours**
**Run times are based on continuous sweeping run times.	
DRIVE SYSTEM:	
Power:	1.0 hp - All Gear / Sealed (745 watts)
Speed Control:	0 - 3.5 mph (0 - 5.6 km/h)
FILTERING SYSTEMS:	
Filtering Material & Size:	Polymer Baghouse / 4,431 inches ²
Filter Rating:	Standard 25 Micron - Optional 1 Micron
Vacuum Specs (Airflow):	280 cfm
GENERAL:	
Decibels:	65 dB***
***Decibel levels per ISO 11201 as recommended by the American Association of Cleaning Equipment Manufacturers & OSHA	
Productivity - Theoretical:	Up to 71,000 sqft (6,581sqm)****
****Productivity is based off of ISSA 2010 Cleaning Times	
Productivity - Practical:	Up to 53,130 sqft (4,936 sqm)****
****Productivity is based off of ISSA 2010 Cleaning Times	